

Learning at home



What is expected of you when working at home?

- Get up at your normal time, have breakfast, get dressed and get ready to learn by 9am.
- Find a space in your house to work in. It is great if you have a desk or your own bedroom space but, if not, find the quietest space possible.
- Get rid of all distractions and do not get them out until lunchtime. Unless you are using it to access online learning materials, your mobile phone should be in another room.
- Follow your normal school timetable and watch the videos/resources sent to you for each lesson on Show My Homework where possible. If you have to wait to use a device, you should spend your time reading your book.
- Stay in regular contact with your form tutor and subject teachers. You should acknowledge receipt of their emails by replying to them every week. All teachers at Icknield can all be contacted via email by using their first initial and their surname following by @icknield.beds.sch.uk
- Ask your parent/carer to ring the school number and request a hard pack of materials for you to work on at home if you do not have access to a computer/mobile phone. Year 11s, you have your revision guides to use to revise core topics and complete practice papers.


What might your day look like?

Time	School time	Activity
8.00am- 8.30am	Getting ready	Get up, have a shower, eat your breakfast, get your working area ready.
8.30am-9.00am	Tutor time	Email your tutor to let them know you are well, email your class teachers with any questions you may have about the work set, read quietly for 10 minutes.
9.00am – 10.00am	Period 1	Work through the resources on Show My Homework for lesson 1.
10.00am – 11.00am	Period 2	Work through the resources on Show My Homework for lesson 2.
11.00am- 11.20am	Break time	Have a toilet break, fill up your water bottle, have a snack, go outside for 5 minutes and get some fresh air.
11.20am-12.20pm	Period 3	Work through the resources on Show My Homework for lesson 3.
12.20pm- 1.20pm	Period 4	Work through the resources on Show My Homework for lesson 4.
1.20pm- 2.10pm	Lunchtime	Have a toilet break, have a nutritious lunch, go for 20 minute walk/run/cycle around the block.
2.10pm- 3.10pm	Period 5	Work through the resources on Show My Homework for lesson 5.

If you share a device, you still need to follow the routine as much as possible. Remember your parent can request paper copies and you can read your book to improve your vocabulary whilst you wait.

What will you need to access the work set?

- Your Show My Homework login (username and password).
- Your school ICT login (username and password).
- Online subject package logins, including:
 - Hegarty Maths (years 7-11)
 - Educake Science (years 7-10)
 - My Science (years 10-11)
 - GCSEpod English (years 9-11)



It is your responsibility to ensure you have all the logins you need!

If you are missing your SMHW or school computer login, please let your form tutor know now so they can make a list and email the relevant people and get these sorted for you.


How can you access SMHW without your login?

1. If you forget your login to Show My Homework, the work can still be viewed by typing 'Ickniel High School Show My Homework Calender' in to a search engine such as google. The hyperlink for this is as follows:

<https://icknielhigh.satchelone.com/school/homeworks/calendar>

2. You will be presented with the following screen and can search for work by year group, subject, teacher and task using the outlined dropdown menus:

satchel:oneCalendarLog in

Icknield High School
[View homework calendar](#)

<http://www.icknield.beds.sch.uk>

Year 7

Year 10

Year 11

Year 7

Year 8

Year 9

Select a type

Select a subject

Select a teacher

All classes

→

Tuesday
15th Sep

Wednesday
16th Sep

Thursday
17th Sep

Friday
18th Sep

Saturday
19th Sep

Homework key
Sunday
20th Sep

7y/Ee1
Additional English
Mr T. NEILL

7x/En2
English
Mrs F. ZAIDI


7z/En2
English

7x/En2
English
Mrs F. ZAIDI

7z/En2
English
Mrs F. ZAIDI

3. You can then click on each task and you will be presented with an explanation of the task:

satchel:oneCalendarLog in

Icknield High School
[View homework calendar](#)

<http://www.icknield.beds.sch.uk>

Spelling test 2

■ Mr T. NEILL set this assignment for group 7y/Ee1 - Additional English

Set on Mon 14 SepDue on Mon 21 Sep


Task description


Learn spellings from back of EE book

1. Analyse
2. Annotate
3. Anticipate
4. Application
5. Apply,
6. Approach,
7. Appropriate,
8. approximate,
9. argue
10. Argument

Download the app

Review to-do lists, take quizzes and submit homework on the go with our app.

Download on the App Store

GET IT ON Google Play

What type of work will be set?

- As much as possible, the work that will be set will be what you would have been learning in lessons. **That is why it is vital you stick to a routine and continue your learning at home so you don't fall behind.**
- Most of the work set will be video based and you will be able to listen to either your own teachers or other teachers delivering high quality lessons.
- We have chosen to set you pre-recorded videos rather than live lessons as we know from our survey that many of you share a laptop with other family members. Pre-recorded videos allow you to watch the lessons at different times if necessary.
- You should also ensure you have a selection of suitable reading books at home. Please contact Mrs McCabe on clairemccabe@ickniel.beds.sch.uk and ask for a book to be delivered to you in school time if you do not have one already.

What is Oak National Academy?

- Many of the videos set for you by your teachers will be from Oak National Academy online. This is a free website created by the government featuring hundreds of pre-recorded lessons you can watch.
- If you are self-isolating, cannot access SMHW and/or would like to complete some extra work, this is the website you should use.
- Here is how to navigate the website and find lessons for your year group and chosen subjects:

<https://classroom.thenational.academy/subjects-by-key-stage>

What is BBC Bitesize?

- BBC Bitesize is another online resource with videos and revision links for you to use. Some subjects will be using this instead or as well as Oak National Academy.
- Here is how to navigate the website and find lessons for your year group and subjects:

<https://www.bbc.co.uk/bitesize/secondary>

How do you access pre-recorded videos set by your teachers?

- As well as using Oak National and BBC Bitesize, some teachers will also send you their own voice over PowerPoints on Show My Homework.
- To access these you will need to click on the blue hyperlink on Show My Homework and then enter your school computer username and password to access the PowerPoint.
- You can then press 'slideshow' and 'from beginning' to watch the video. Make sure you have your volume turned up on your electronic device.

What other resources are available?

- Most of what you will need is available on Oak National Academy, BBC Bitesize and the pre-recorded PowerPoint videos that your teachers will send you on Show My Homework.
- Links to other useful revision websites and online packages are available on the school website as follows under the student tab:

